





District Health Assessment for Multiple District 411 through September 2025

		Clubs							Membership							Member Strength		Cancellation		Reports			Finance	Leadership			
District Name	Status/ Number of Months in Status *	Active Clubs	Clubs in Status Quo	Total Clubs	% Status Quo Clubs in Financial Suspension	New Clubs	Cancelled Clubs	YTD Net Club Gain/Loss	Current Members In Active Clubs	Current Members In Status Quo Clubs	Current Total Members Count	YTD Add	YTD Drop	YTD NetGrowth (includes Active and Status Quo)	YTD NetGrowth% (includes Active and Status Quo)	Member Count 12 Months Ago	Average Member Count Per Club	% of Clubs with less than 20 members	Average Cancelled Club Age	Members Lost Due to Cancelled Clubs	% of Clubs Reporting Service	% No MMR in 3 Months	% No Officer Report in 12 months	% of Clubs with balance 90+ days	Number of Zone Chairs Recorded	Number of Region Chairs Recorded	District Officers Vacancies **
411 A		67	0	67	0%	1	0	1	1767	0	1767	105	49	56	3.27%	1,530	26	34%	0	0	54%	43%	6%	58%	15	9	
411 B		62	0	62	0%	2	1	1	2497	0	2497	261	12	249	11.08%	2,037	40	24%	5	3	90%	18%	0%	53%	17	5	
411 C	P	18	0	18	0%	0	1	-1	530	0	530	80	28	52	10.88%	468	29	22%	2	20	78%	33%	0%	44%	6	2	
		147	0	147	0%	3	2	1	4794	0	4794	446	89	357	8.05%	4,035	33	29%	4	23	72%	31%	3%	54%	38	16	




District Health Assessment for Multiple District 412 through September 2025

<div></div> <div>Status/ District Name Number of Months in Status *</div>		Clubs							Membership							Member Strength		Cancellation		Reports			Finance	Leadership			
		Active Clubs	Clubs in Status Quo	Total Clubs	% Status Quo Clubs in Financial Suspension	New Clubs	Cancelled Clubs	YTD Net Club Gain/ Loss	Current Members In Active Clubs	Current Members In Status Quo Clubs	Current Total Members Count	YTD Add	YTD Drop	YTD NetGrowth (includes Active and Status Quo)	YTD NetGrowth% (includes Active and Status Quo)	Member Count 12 Months Ago	Average Member Count Per Club	% of Clubs with less than 20 members	Average Cancelled Club Age	Members Lost Due to Cancelled Clubs	% of Clubs Reporting Service	% No MMR in 3 Months	% No Officer Report in 12 months	% of Clubs with balance 90+ days	Number of Zone Chairs Recorded	Number of Region Chairs Recorded	District Officers Vacancies **
412 A	T(24)	51	0	51	0%	0	1	-1	807	0	807	36	32	4	0.50%	856	16	65%	13	6	53%	45%	8%	63%	14	3	
412 B	T(24)	28	0	28	0%	1	0	1	609	0	609	71	43	28	4.82%	576	22	50%	0	0	36%	43%	25%	68%	8	1	
		79	0	79	0%	1	1	0	1416	0	1416	107	75	32	2.31%	1,432	18	59%	13	6	47%	44%	14%	65%	22	4	



District Health Assessment for District 413 through September 2025

		Clubs							Membership							Member Strength		Cancellation		Reports			Finance		Leadership		
District Name	Status/ Number of Months in Status *	Active Clubs	Clubs in Status Quo	Total Clubs	% Status Quo Clubs in Financial Suspension	New Clubs	Cancelled Clubs	YTD Net Club Gain/ Loss	Current Members In Active Clubs	Current Members In Status Quo Clubs	Current Total Members Count	YTD Add	YTD Drop	YTD NetGrowth (includes Active and Status Quo)	YTD NetGrowth% (includes Active and Status Quo)	Member Count 12 Months Ago	Average Member Count Per Club	% of Clubs with less than 20 members	Average Cancelled Club Age	Members Lost Due to Cancelled Clubs	% of Clubs Reporting Service	% No MMR in 3 Months	% No Officer Report in 12 months	% of Clubs with balance 90+ days	Number of Zone Chairs Recorded	Number of Region Chairs Recorded	District Officers Vacancies **
413		47	1	48	100%	0	0	0	1322	19	1341	30	8	22	1.67%	1,410	28	33%	0	0	38%	50%	4%	73%	11	5	2nd VDG
		47	1	48	100%	0	0	0	1322	19	1341	30	8	22	1.67%	1,410	29	33%	0	0	38%	50%	4%	73%	11	5	



District Health Assessment for Ident 5947 - SOMALIA - UND through September 2025

Status/ District Name of Months in Status *		Clubs							Membership							Member Strength		Cancellation		Reports			Finance	Leadership			
		Active Clubs	Clubs in Status Quo	Total Clubs	% Status Quo Clubs in Financial Suspension	New Clubs	Cancelled Clubs	YTD Net Club Gain/ Loss	Current Members In Active Clubs	Current Members In Status Quo Clubs	Current Total Members Count	YTD Add	YTD Drop	YTD NetGrowth (includes Active and Status Quo)	YTD NetGrowth% (includes Active and Status Quo)	Member Count 12 Months Ago	Average Member Count Per Club	% of Clubs with less than 20 members	Average Cancelled Club Age	Members Lost Due to Cancelled Clubs	% of Clubs Reporting Service	% No MMR in 3 Months	% No Officer Report in 12 months	% of Clubs with balance 90+ days	Number of Zone Chairs Recorded	Number of Region Chairs Recorded	District Officers Vacancies **
Ident 5947 - SOMALIA		4	0	4	0%	1	0	1	74	0	74	21	0	21	39.62%	54	19	50%	0	0	0%	75%	25%	75%	0	0	
		4	0	4	0%	1	0	1	74	0	74	21	0	21	39.62%	54	19	50%	0	0	0%	75%	25%	75%	0	0	

* - District Status: P - Provisional, T - Transitional.

** - District Officers Vacancies: DG - District Governor, 1st VDG - First Vice District Governor, 2nd VDG - Second Vice District Governor.